

Georgian Court University works to prepare students for success after graduation. This report focuses on what happened to graduates of the Class of 2019

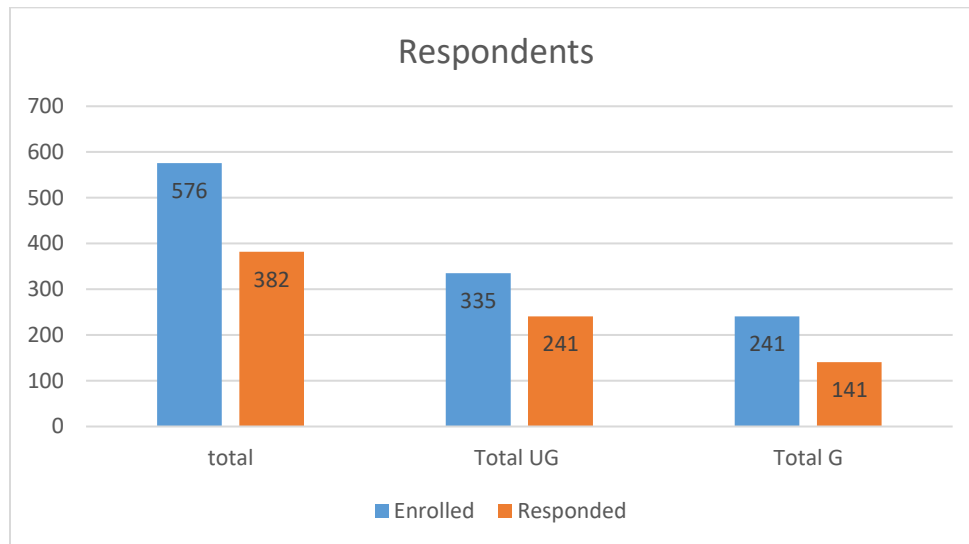
Georgian Court University Class of 2019 Graduate Survey Results

Career Services

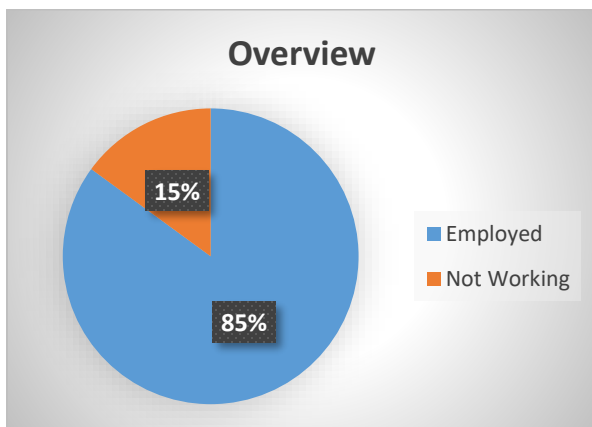
The Class of 2019 Overview

The Class of 2019 is comprised of August 2018, December 2018 and May 2019 graduates. Graduates were surveyed beginning in April 2019 with follow up outreach conducted through June 2020. Additionally, since LinkedIn is a self-reported mechanism, we utilized it to obtain additional graduates' post-graduation career attainment. Finally, the university utilizes the National Student Clearinghouse to ascertain graduates that pursued further study within the survey period.

The Class consisted of 576 individuals. 66% of the graduates (382) participated in the survey. This reflects the following response rate degree level:



Knowledge of how our graduates apply their learning after receiving their degrees, is one indicator of the success of the institution. Providing our graduates with the knowledge and skills to pursue employment or further study, and/or to feel fulfilled in their educational and professional goals is important to us. These charts represent the post-graduation engagement of our students.



324 (85%) of participants indicated they were employed – full or part time.

- 192 (80%) of the undergraduate participants
- 132 (94%) of the Master's level participants

241 (63%) of all participants indicated they were working full time. 114 (59%) of employed undergraduate participants are working full time; 127 (96%) of employed Master's level participants are working full time.

- 159 (42%) of all participants were employed full time and not seeking further employment.
 - 76 (40%) of undergraduate participants who were employed
 - 83 (63%) of Master's level participants who were employed

- 82 (22%) of all participants were employed full time while seeking further opportunities.
 - 38 (15%) of undergraduate participants who were employed
 - 44 (33%) of Master's level participants who were employed

83 (22%) of all participants indicated they were working part time. 78 (41%) of employed undergraduate participants; 5 (4%) Master's level participants.

- 19 (6%) of all participants were employed part time and not seeking further employment.
 - 17 (9%) of undergraduate participants who were employed
 - 2 (<2%) of Master's level participants who were employed
- 64 (20%) of all participants were employed part time while seeking further employment.
 - 61 (32%) of undergraduate participants who were employed
 - 3 (2%) of Master's level participants who were employed

57 (15%) of survey respondents indicated that they are not working.

- 50 (21%) of all undergraduate participants were not working
 - 15 (6%) have chosen to not pursue employment
 - 17 (6%) are unemployed
 - 18 (7%) are not working but pursuing further study
- 7 (5%) of all Master's level participants were not working
 - 1 (<1%) have chosen not to pursue employment
 - 6 (4%) are unemployed

Further Study

54 (16%) of all undergraduates in the Class of 2019, according to the National Student Clearinghouse, pursued further study at. The colleges and universities graduates most frequently enrolled in are:

- | | | |
|----------------------------------|------------------------------|----------------------------------|
| • Georgian Court University (20) | • Chamberlain University (3) | • Walden (2) |
| • Rutgers University (5) | • Monmouth University (2) | • University of the Sciences (2) |

For a complete list of colleges and universities graduates attended, consult Appendix A.

Partner with New Jersey

Georgian Court graduates largely become productive, contributing citizens of New Jersey, outpacing some state schools in percentage of graduates working in New Jersey following graduation.

- 281 (94%) of those who indicated their work environment work in NJ

Those respondents working outside of New Jersey work in the following locations, New Zealand, Germany, California (2), Georgia, Maryland, Pennsylvania (4), New York (6), Tennessee.

Top Employers

306 (94%) of graduates who were working reported their employers and job titles. They are employed by a wide variety of employers (for a complete list of job title and employers, consult Appendix B). The following are the top employers:

- | | | |
|---------------------------------|---------------------------------|--------------------------------|
| • Hackensack Meridian (7) | • Neptune BOE (5) | • East Windsor Schools (3) |
| • Brett Di Novi Associates (7) | • Marlboro Township Schools (4) | • Long Branch Schools (3) |
| • Georgian Court University (4) | • Brick Public Schools (3) | • Red Bank Borough Schools (3) |

Salaries of those Working Full-Time

Salary in this survey was reported using ranges with \$5,000 increments. Salary is reported only on those working full time. Part time salaries are not able to be compared as we did not request information on the number of hours an individual classified as part time work in the calculus of their earnings.

Using the center point of smaller salary bands (\$5,000 increments) and assigning an approximation of \$27,500 per year for those who reported earning less than \$35,000 and an approximation of \$85,000 per year for those that reported earning "More than \$85,000".

141 (58%) of those working full time reported their salaries.

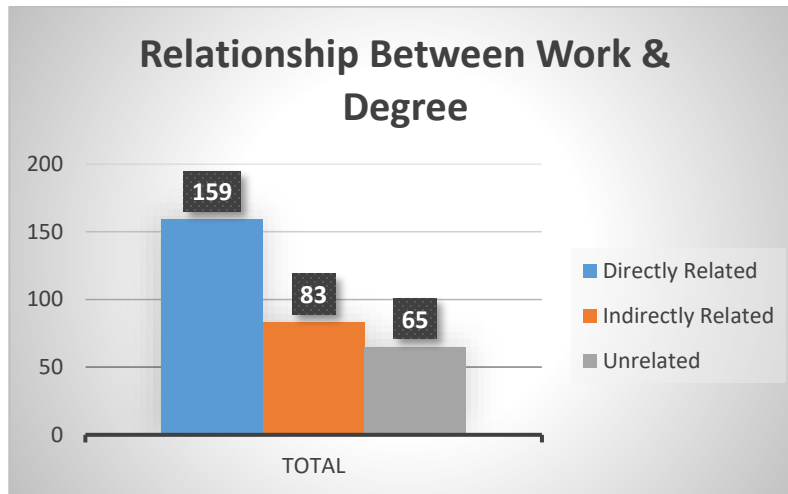
- 57 (50%) of undergraduate participants working full time earned an average of \$41,295

- 84 (66%) of Master's level participants working full time earned an average of \$59,792

Relationship between Academic Program and Work

Graduates indicated their perceptions of the relationship between their academic field of study and the work in which they are currently engaged. 307 (95%) of those working either employed participated.

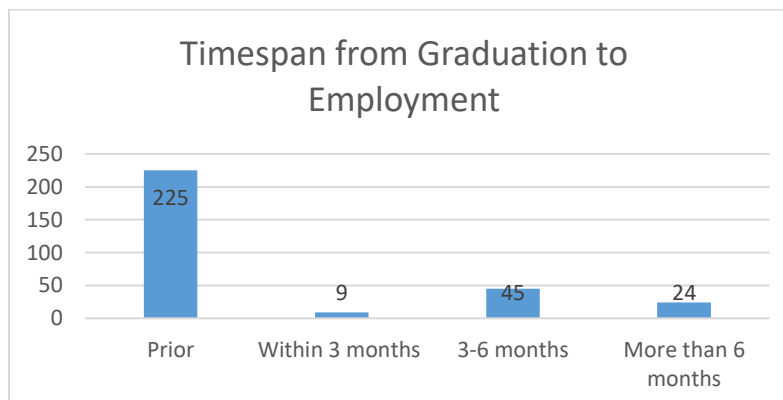
- 179 (93%) of all employed undergraduate participants
 - 80 (45% of respondents to item) were engaged in work directly related to their program of study
 - 48 (27% of respondents to item) were engaged in work indirectly related to their program of study
 - 51 (28% of respondents to item) were engaged in work unrelated to their program of student
- 128 (97%) of all employed Master's level participants
 - 79 (62% of respondents to the item) were engaged in work directly related to their program of study
 - 35 (27% of respondents to the item) were engaged in work indirectly related to their program of study
 - 14 (11% of respondents to the item) were engaged in work unrelated to their program of study



Timespan from Graduation to Employment

Graduates currently employed (full or part time) were asked to identify when they secured their current employment in relationship to graduation. 303 (94%) of those working participated.

- 177 (92%) of employed undergraduate participants
 - 120 (68% of item respondents) secured employment prior to graduation
 - 127 (72% of item respondents) secured employment within 3 months after graduation
 - 162 (92% of item respondents) secured employment within 6 months after graduation
 - 15 (100% of item respondents) secured employment within more than 6 months after graduation
- 126 (89%) of employed Master's level participants
 - 105 (83% of item respondents) secured employment prior to graduation
 - 107 (85% of item respondents) secured employment within 3 months after graduation
 - 117 (93% of item respondents) secured employment within 6 months after graduation
 - 126 (100% of item respondents) secured employment within more than 6 months after graduation

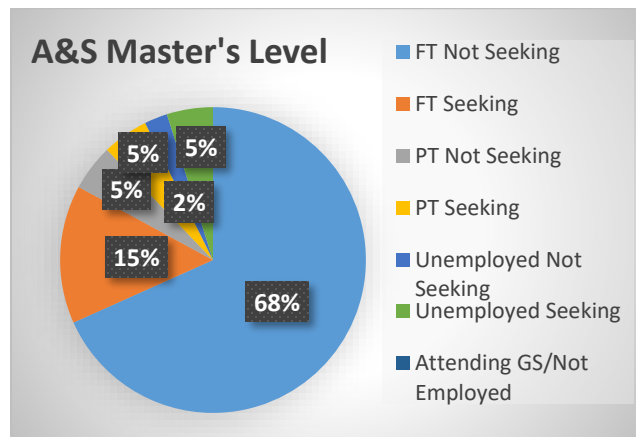
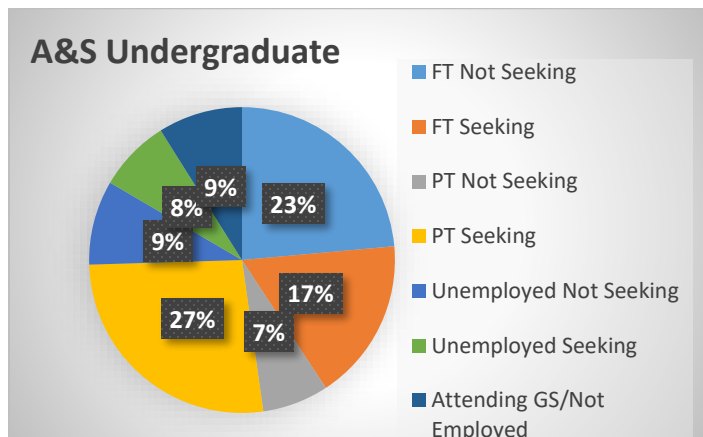


School of Arts & Sciences (A&S)

The Class of 2019 is comprised of August 2018, December 2018 and May 2019 graduates. Graduates were surveyed beginning in April 2019 with follow up outreach conducted through June 2020. Additionally, since LinkedIn is also a self-reported mechanism, we utilized it to obtain additional graduates' post-graduation career attainment. Finally, we utilize the National Student Clearinghouse to ascertain the graduates that pursued further study within the survey period.

- 157 (73%) of the 215 undergraduates in the Class of 2019 participated in the survey
- 41 (62%) of the 66 Master's level graduates in the Class of 2019 participated in the survey

These charts represent participants engagement after graduation. *Note: Attending GS not working does not reflect those that are pursuing further study while working. That data will be reflected with their employment status.



117 (75%) undergraduate participants were employed – full time or part time

- 64 (41%) are employed full time
 - 37 (58%) employed full time are NOT seeking further employment
 - 27 (42%) employed full time continue to seek further employment
- 53 (34%) employed part time
 - 11 (21%) employed part time are NOT seeking further employment
 - 42 (79%) employed part time continue to seek further employment

38 (93%) Master's level participants were employed – full time or part time

- 34 (83%) are employed full time
 - 28 (83%) employed full time are NOT seeking further employment
 - 6 (18%) employed full time continue to seek further employment
- 4 (10%) are employed part time
 - 2 (50%) of undergraduate participants employed part time are NOT seeking further employment
 - 2 (50%) of undergraduate participants employed part time continue to seek further employment

40 (25%) of undergraduate participants are not working.

- 14 (9%) of all participants have chosen to not pursue employment
- 12 (8%) of all participants are unemployed
- 14 (9%) of all participants are not working but pursuing further study

3 (7%) of Master's level participants are not working.

- 1 (2%) of all participants have chosen to not pursue employment
- 2 (5%) of all participants are unemployed

Further Study

Through the National Student Clearinghouse, we know that 41 (19%) undergraduate members of the Class of 2019 pursued further study at four-year schools during the survey period. The institutions more than one graduate enrolled in are (For a complete list of colleges and universities graduates attended, consult Appendix A).

Georgian Court University (11) Rutgers University (5) Monmouth University (2) University of the Sciences (2)

Top Employers

108 (92%) undergraduate and 37 (97%) of Master's level participants who were working reported their job titles and employers. They are employed by a wide variety of employers, with employers hiring multiple graduates recorded here (complete list of job title and employers, consult Appendix B):

- Brett DiNovi & Associates (7 – Master's)
- NJ Department of Child Protection & Permanency (2 - UG)
- Preferred Behavioral Health (2 -UG)
- Georgian Court University (3 – Master's)
- Ocean County Library (2 - UG)

Salaries of those Working Full-Time

Salary in this survey was reported using ranges with \$5,000 increments. Salary is reported only on those working full time. Part time salaries are not able to be compared as we did not request information on the number of hours an individual classified as part time worked in the calculus of their earnings.

Using the center point of smaller salary bands (\$5,000 increments) and assigning an approximation of \$27,500 per year for those who reported earning less than \$35,000 and an approximation of \$85,000 per year for those that reported earning "More than \$85,000".

36 (56%) of undergraduate participants working full time reported earning an average annual salary of \$37,917
21 (62%) of Master's level participants working full time reported earning an average annual salary of \$58,095

Relationship between Academic Program and Work

110 (94%) of all employed undergraduate participants indicated their perceptions of the relationship between their academic field of study and work in which they are currently engaged.

- 34 (31% of respondents to item) were engaged in work directly related to their program of study
- 31 (28% of respondents to item) were engaged in work indirectly related to their program of study
- 45 (41% of respondents to item) were engaged in work unrelated to their program of student

35 (92%) of all employed Master's level participants indicated their perceptions of the relationship between their academic field of study and work in which they are currently engaged.

- 19 (54% of respondents to the item) were engaged in work directly related to their program of study
- 6 (17% of respondents to the item) were engaged in work indirectly related to their program of study
- 10 (29% of respondents to the item) were engaged in work unrelated to their program of study

Timespan from Graduation to Employment

110 (92%) of employed undergraduate participants indicated the timespan from graduation to employment.

- 84 (76% of item respondents) secured employment prior to graduation
- 87 (79% of item respondents) secured employment within 3 months after graduation
- 103 (94% of item respondents) secured employment within 6 months after graduation
- 110 (100% of item respondents) secured employment within more than 6 months after graduation

34 (89%) of employed Master's level participants indicated the timespan from graduation to employment.

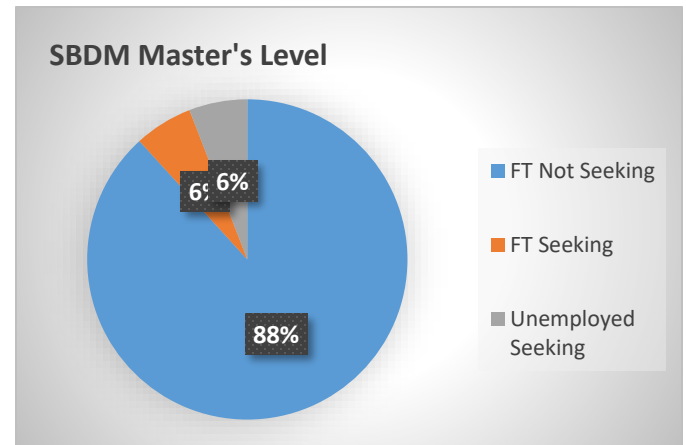
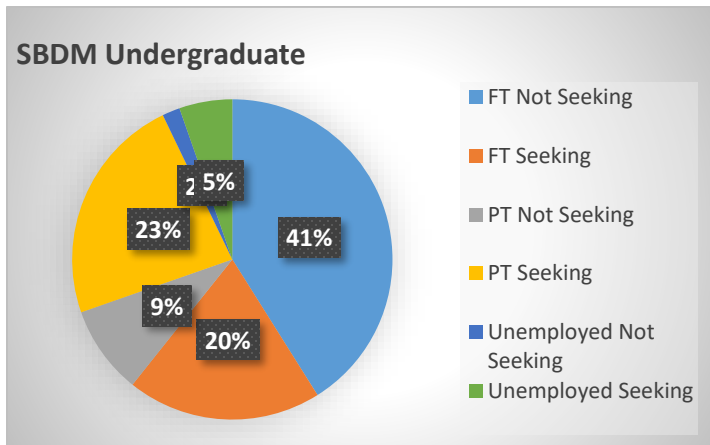
- 31 (92% of item respondents) secured employment prior to graduation
- 32 (94% of item respondents) secured employment within 6 months after graduation
- 34 (100% of item respondents) secured employment within more than 6 months after graduation

School of Business & Digital Media (SBDM)

The Class of 2019 is comprised of August 2018, December 2018 and May 2019 graduates. Graduates were surveyed beginning in April 2019 with follow up outreach conducted through June 2020. Additionally, since LinkedIn is also a self-reported mechanism, we utilized it to obtain additional graduates' post-graduation career attainment. Finally, we utilize the National Student Clearinghouse to ascertain the graduates that pursued further study within the survey period.

- 56 (84%) of the 67 undergraduates in the Class of 2019 participated in the survey
- 17 (77%) of the 22 Master's level graduates in the Class of 2019 participated in the survey

These charts represent participants engagement after graduation. *Note: Attending GS not working does not reflect those that are pursuing further study while working. That data will be reflected with their employment status.



52 (93%) undergraduate participants were employed – full time or part time

- 34 (61%) are employed full time
 - 23 (68% of those employed full time) are NOT seeking further employment
 - 11 (32% employed full time) continue to seek further employment
- 18 (32%) employed part time
 - 5 (58%) employed part time are NOT seeking further employment
 - 13 (42%) employed part time continue to seek further employment

38 (93%) Master's level participants were employed – full time or part time

- 34 (83%) are employed full time
 - 28 (83%) employed full time are NOT seeking further employment
 - 6 (18%) employed full time continue to seek further employment
- 4 (10%) are employed part time
 - 2 (50%) of undergraduate participants employed part time are NOT seeking further employment
 - 2 (50%) of undergraduate participants employed part time continue to seek further employment

40 (25%) of undergraduate participants are not working.

- 14 (9%) have chosen to not pursue employment
- 12 (8%) are unemployed
- 14 (9%) are not working but pursuing further study

3 (7%) of Master's level participants are not working.

- 1 (2%) have chosen to not pursue employment
- 2 (5%) are unemployed

Further Study

Through the National Student Clearinghouse, we know that a total of 9 (19%) undergraduate members of the Class of 2019 pursued further study at four-year schools during this survey period. The colleges and universities more than one graduate enrolled in are:

Georgian Court University (7)

College of Dupage (1)

University of Southern California (1)

Top Employers

49 (94%) of undergraduate and 16 (94%) of Master's level participants who were working reported job titles and employers. They are employed by a wide variety of employers. A complete list of job title and employers is available in Appendix B.

Salaries of those Working Full-Time

Salary in this survey was reported using ranges with \$5,000 increments. Salary is reported only on those working full time. Part time salaries are not able to be compared as we did not request information on the number of hours an individual classified as part time worked in the calculus of their earnings.

Using the center point of smaller salary bands (\$5,000 increments) and assigning an approximation of \$27,500 per year for those who reported earning less than \$35,000 and an approximation of \$85,000 per year for those that reported earning "More than \$85,000".

- 13 (38%) of undergraduate participants working full time reported earning an average annual salary of \$44,423.
- 7 (21%) of Master's level participants working full time reported earning an average annual salary of \$60,000.

Relationship between Academic Program and Work

47 (90%) of all employed undergraduate participants indicated their perceptions of the relationship between their academic field of study and work in which they are currently engaged.

- 24 (51% of respondents to item) were engaged in work directly related to their program of study
- 18 (38% of respondents to item) were engaged in work indirectly related to their program of study
- 5 (11% of respondents to item) were engaged in work unrelated to their program of student

17 (45%) of all employed Master's level participants indicated their perceptions of the relationship between their academic field of study and work in which they are currently engaged.

- 8 (47% of respondents to the item) were engaged in work directly related to their program of study
- 9 (53% of respondents to the item) were engaged in work indirectly related to their program of study

Timespan from Graduation to Employment

46 (88%) of employed undergraduate participants indicated the timespan from graduation to employment.

- 26 (57% of item respondents) secured employment prior to graduation
- 28 (61% of item respondents) secured employment within 3 months after graduation
- 40 (87% of item respondents) secured employment within 6 months after graduation
- 46 (100% of item respondents) secured employment within more than 6 months after graduation

16 (42%) of employed Master's level participants indicated the timespan from graduation to employment.

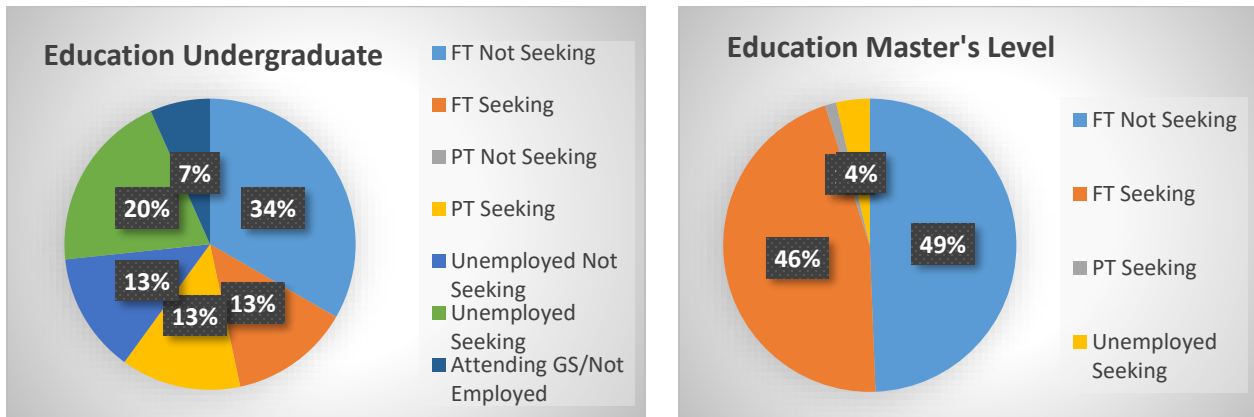
- 7 (44% of item respondents) secured employment prior to graduation
- 8 (50% of item respondents) secured employment within 3 months after graduation
- 12 (75% of item respondents) secured employment within 6 months after graduation
- 16 (100% of item respondents) secured employment within more than 6 months after graduation

School of Education

The Class of 2019 is comprised of August 2018, December 2018 and May 2019 graduates. Graduates were surveyed beginning in April 2019 with follow up outreach conducted through June 2020. Additionally, since LinkedIn is also a self-reported mechanism, we utilized it to obtain additional graduates' post-graduation career attainment. Finally, we utilize the National Student Clearinghouse to ascertain the graduates that pursued further study within the survey period.

- 15 (94%) of the 16 undergraduates in the Class of 2019 participated in the survey
- 81 (50%) of the 161 Master's level graduates in the Class of 2019 participated in the survey

These charts represent participants engagement after graduation. *Note: Attending GS not working does not reflect those that are pursuing further study while working. That data will be reflected with their employment status.



** Attending GS not working does not reflect those that are pursuing further study while working. That data will be reflected with their employment status.

9 (60%) undergraduate participants were employed – full time or part time

- 7 (47%) are employed full time
 - 5 (71%) employed full time are NOT seeking further employment
 - 2 (29%) employed full time continue to seek further employment
- 2 (13%) employed part time and continue to seek further employment

78 (96%) Master's level participants were employed – full time or part time

- 77 (95%) are employed full time
 - 40 (52%) employed full time are NOT seeking further employment
 - 37 (48%) employed full time continue to seek further employment
- 1 (1%) was employed part time and continues to seek further employment

3 (40%) of undergraduate participants are not working

- 2 (15%) have chosen to not pursue employment
- 3 (20%) are unemployed
- 1 (7%) are not working but pursuing further study

3 (4%) of Master's level participants are not working - unemployed

Further Study

Through the National Student Clearinghouse, we know that a total of 2 (12.5%) undergraduate members of the Class of 2019 pursued further study at four-year schools during this survey period. They are pursuing further study at Georgian Court University

Top Employers

8 (89%) of undergraduate and 77 (98%) of Master's level participants who were working reported their job titles and employers. They are employed by a wide variety of employers (for a complete list of job title and employers, consult Appendix B):

- Neptune Schools (5)
- East Windsor Regional Schools (3)
- Lakewood Schools (2)
- Point Pleasant Borough Schools (2)
- Marlboro Schools (4)
- Long Branch Schools (3)
- Elizabeth Schools (2)
- Toms River Schools (2)
- Brick Township Schools (3)
- Howell Township Schools (2)
- Northern Burlington Schools (2)

Salaries of those Working Full-Time

Salary in this survey was reported using ranges with \$5,000 increments. Salary is reported only on those working full time. Part time salaries are not able to be compared as we did not request information on the number of hours an individual classified as part time worked in the calculus of their earnings.

Using the center point of smaller salary bands (\$5,000 increments) and assigning an approximation of \$27,500 per year for those who reported earning less than \$35,000 and an approximation of \$85,000 per year for those that reported earning "More than \$85,000".

- 5 (71%) of undergraduate participants working full time reported earning an annual average salary of \$53,500
- 56 (72%) of Master's level participants working full time reported earning an annual average salary of \$60,402

Relationship between Academic Program and Work

8 (89%) of all employed undergraduate participants indicated their perceptions of the relationship between their academic field of study and work in which they are currently engaged.

- 7 (87.5% of respondents to item) were engaged in work directly related to their program of study
- 1 (12.5% of respondents to item) were engaged in work unrelated to their program of student

77 (99%) of all employed Master's level participants indicated their perceptions of the relationship between their academic field of study and work in which they are currently engaged.

- 52 (68% of respondents to the item) were engaged in work directly related to their program of study
- 21 (27% of respondents to the item) were engaged in work indirectly related to their program of study
- 4 (5% of respondents to the item) were engaged in work unrelated to their program of study

Timespan from Graduation to Employment

8 (100%) of employed undergraduate participants indicated the timespan from graduation to employment.

- 4 (50% of item respondents) secured employment prior to graduation
- 5 (62.5% of item respondents) secured employment within 3 months after graduation
- 8 (100% of item respondents) secured employment within 6 months after graduation

76 (97%) of employed Master's level participants indicated the timespan from graduation to employment.

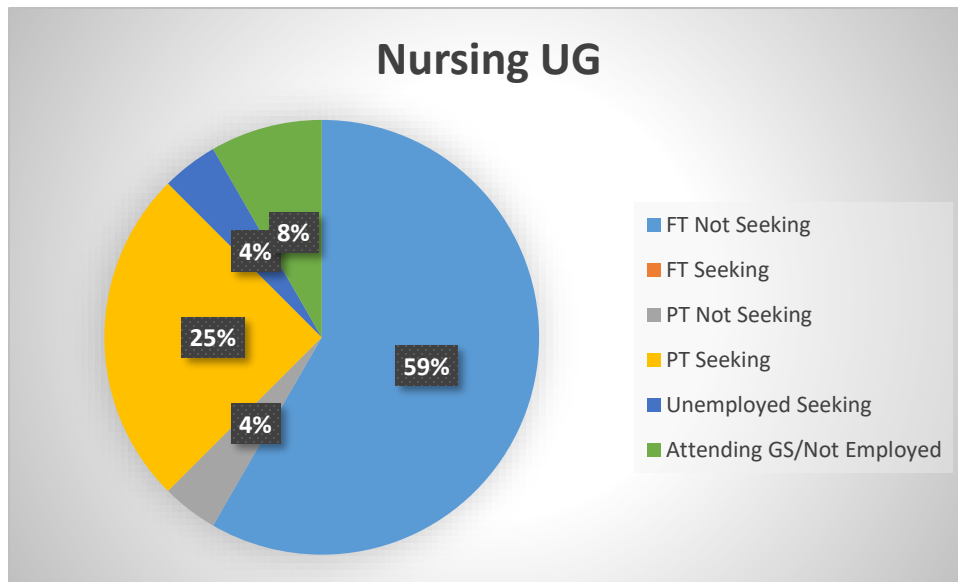
- 67 (88% of item respondents) secured employment prior to graduation
- 68 (89% of item respondents) secured employment within 3 months after graduation
- 73 (96% of item respondents) secured employment within 6 months after graduation
- 76 (100% of item respondents) secured employment within more than 6 months after graduation

School of Nursing

The Class of 2019 is comprised of August 2018, December 2018 and May 2019 graduates. Graduates were surveyed beginning in April 2019 with follow up outreach conducted through June 2020. Additionally, since LinkedIn is also a self-reported mechanism, we utilized it to obtain additional graduates' post-graduation career attainment. Finally, we utilize the National Student Clearinghouse to ascertain the graduates that pursued further study within the survey period.

- 24 (46%) of the 52 undergraduates in the Class of 2019 participated in the survey

These charts represent participants engagement after graduation. *Note: Attending GS not working does not reflect those that are pursuing further study while working. That data will be reflected with their employment status.



** Attending GS not working does not reflect those that are pursuing further study while working. That data will be reflected with their employment status.

21 (87.5%) undergraduate participants were employed – full time or part time

- 14 (67%) are employed full time and were NOT seeking further employment
- 7 (33%) employed part time
 - 1 (14%) employed part time are NOT seeking further employment
 - 6 (86%) employed part time continue to seek further employment

3 (12.5%) of undergraduate participants are not working.

- 1 (4%) are unemployed
- 2 (8%) are not working but pursuing further study

Further Study

Through the National Student Clearinghouse, we know that a total of 3 (6%) members of the Class of 2019 pursued further study at four-year schools during this survey period. The colleges and universities more than one graduate enrolled in are:

Chamberlain University (2) Walden University (1)

Top Employers

19 (79%) of graduates reported their job titles and employers. They are employed by a wide variety of employers, the largest of which was Hackensack Meridian Health with 9 graduates. For a complete list of job title and employers, consult Appendix B.

Salaries of those Working Full-Time

Salary in this survey was reported using ranges with \$5,000 increments. Salary is reported only on those working full time. Part time salaries are not able to be compared as we did not request information on the number of hours an individual classified as part time worked in the calculus of their earnings.

Using the center point of smaller salary bands (\$5,000 increments) and assigning an approximation of \$27,500 per year for those who reported earning less than \$35,000 and an approximation of \$85,000 per year for those that reported earning "More than \$85,000".

6 (29%) of undergraduate participants working full time reported earning an average annual salary of \$53,750.

Relationship between Academic Program and Work

20 (94%) of all employed undergraduate participants indicated their perceptions of the relationship between their academic field of study and work in which they are currently engaged.

- 19 (95% of respondents to item) were engaged in work directly related to their program of study
- 1 (5% of respondents to item) were engaged in work unrelated to their program of student

Timespan from Graduation to Employment

19 (90%) of employed undergraduate participants indicated the timespan from graduation to employment.

- 10 (53% of item respondents) secured employment prior to graduation
- 11 (58% of item respondents) secured employment within 3 months after graduation
- 17 (89% of item respondents) secured employment within 6 months after graduation
- 19 (100% of item respondents) secured employment within more than 6 months after graduation

Colleges & Universities Where Graduates Pursued Further Study

GCU School 1	GCU School 2	GCU Major	Further Study Institution
A&S		Biology	Arcadia University
A&S		Biology	Columbia University
A&S		Biology	Georgian Court University
A&S		Biology	Nova Southeastern University
A&S		Biology	Thomas Jefferson University
A&S		Criminal Justice	Purdue University
A&S		Dance	Georgian Court University
A&S		English	Georgian Court University
A&S		English	Hudson County Community College
A&S		English	Monmouth University
A&S		English	Monmouth University
A&S		English	Rutgers University
A&S		English	Valdosta State University
A&S		Exercise Science	Long Island University
A&S		Exercise Science	University of the Sciences
A&S		Exercise Science	Liberty University
A&S		Exercise Science	University of the Sciences
A&S		Fine Arts	Florida International University
A&S		History	Johns Hopkins University
A&S		History--English	Southern New Hampshire
A&S		Interdisciplinary Studies	Chamberlain University
A&S		Psychology	Capella University
A&S		Psychology	CUNY Hunter
A&S		Psychology	Endicott College
A&S		Psychology	Georgian Court University
A&S		Psychology	Georgian Court University
A&S		Psychology	Georgian Court University
A&S		Psychology	Georgian Court University
A&S		Psychology	Kean University
A&S		Psychology	Georgian Court University
A&S		Psychology	Rutgers University
A&S		Psychology / Art	Walden University
A&S		Psychology / Holistic Health Minor	Georgian Court University
A&S		Psychology / Mathematics	Georgian Court University
A&S		Religious Studies	Saint Joseph's University
A&S		Social Work	Rutgers University
A&S		Social Work	Rutgers University
A&S		Social work	Rutgers University

A&S		Social Work	Stockton University
A&S		Social Work	Yeshiva University
Business		Accounting	College of Dupage
Business		Accounting	Georgian Court University
Business		Accounting	Georgian Court University
Business		Business	Georgian Court University
Business		Business Administration	University of Southern California
Business		Business Administration	Georgian Court University
Business		Business Administration / Management	Georgian Court University
Business		Business Administration / Sports Management	Georgian Court University
Business	A&S	Finance / Mathematics	Georgian Court University
Business		Graphic Design and Multimedia	Georgian Court University
Education	A&S	Education/ Psychology	Georgian Court University
Education	A&S	Elementary Education K-6 / English	Georgian Court University
Nursing		Nursing	Chamberlain University
Nursing		Nursing	Chamberlain University
Nursing		Nursing	Walden University

Appendix B

Full Time Job Titles & Employers for Graduates

GCU Schools		GCU Major	Degree	Job Title	Employer
A&S		Applied Behavior Analysis	MA	Clinical Associate	Brett DiNovi and Associates
A&S		Applied Behavior Analysis	MA	Clinical Associate, RBT	Brett DiNovi and Associates
A&S		Applied Behavior Analysis	MA	Clinical Associate	Brett DiNovi and Associates
A&S		Applied Behavior Analysis	MA	Clinical Associate	Brett DiNovi and Associates
A&S		Applied Behavior Analysis	MA	Clinical Associate	Brett DiNovi and Associates
A&S		Applied Behavior Analysis	MA	Behavioral Analyst	Brett DiNovi and Associates
A&S		Applied Behavior Analysis	MA	Behavioral Analyst	Brett DiNovi and Associates
A&S		Applied Behavior Analysis	MA	Instructional Aide	Colts Neck Board of Ed
A&S		Applied Behavior Analysis	MA	Associate Professor	Georgian Court University
A&S		Applied Behavior Analysis	MA	Special Education Teacher	Hazlet Township Schools
A&S		Applied Behavior Analysis	MA	Paraprofessional	Mahala F. Atchison School
A&S		Applied Behavior Analysis	MA	Life Skills Coach	Princeton Child Development Institute
A&S		Applied Psychology	BA	Pharmacy Technician	Walgreens
A&S	Education	Art/ K-12 Education	BA	Teacher	Manasquan High School
A&S		Biology	BA	Waitress	Seasons Coal Fire
A&S	Education	Biology / Education	BA	ICR Teacher	Monroe Township Schools
A&S		Clinical Mental Health Counseling	MA	Mental Health Clinician	Rutgers Behavioral Health
A&S		Clinical Mental Health Counseling	MA	Counselor	Unity Place of Monmouth County
A&S		Clinical Mental Health Counseling	MA	Habilitation Counselor	Rutgers University Behavioral Health Care
A&S		Criminal Justice	BA	Residential Specialist	Everas Community Services
A&S		Criminal Justice	BA	Bilingual Facilitator	NJ Association on Corrections
A&S		Criminal Justice	BA	Judiciary Clerk	Ocean Vicinage - Civil Division
A&S		Criminal Justice	BA	Front Desk Receptionist	The Numbers House
A&S		Criminal Justice	BA	Business Development Representative	Altek Business Systems
A&S		Dance	BA	Dance Teacher	STARZ
A&S		Dance	BA	Personal Banker	PNC Bank
A&S		English	BA	Call Center Customer Service	Horizon BCBSNJ
A&S		English	BA	Instructional Assistant	Matawan Aberdeen School District
A&S		English	BA	Sr Library Assistant	Ocean County Library
A&S		English	BA	Recording Secretary to Planning/Zoning Boards	Borough of Tinton Falls

A&S		Exercise Science	BS	Delivery Driver	Harvest Drop, LLC
A&S		Exercise Science	BS	Resident Assistant	Stephanie Abdalla
A&S		History	BA	Assistant Manager	Hollister Co.
A&S		History	BA	Customer Service	Twin Pond Farm
A&S		History	BA	Archivist/Public Programs Coordinator	Whitesbog Preservation/Historic Peachtree
A&S		Holistic Health Studies	MA	Laboratory Manager	California State University Northridge
A&S		Holistic Health Studies	MA	Registered Nurse	Hamilton Grove
A&S		Holistic Health Studies	MA	Consultant	HCK Holistics
A&S		Holistic Health Studies	MA	Owner, Producer, Engineer	Kaplan Studios (Self)
A&S		Holistic Health Studies	MA	Massage Therapist	Massage Envy
A&S		Holistic Health Studies	MA	Health Coach	Noom
A&S		Holistic Health Studies	MA	Bartender	Spicy
A&S		Holistic Health Studies	MA	Director, Community Senior Services	St. Francis Medical Center
A&S		Homeland Security	MS	Investigator	Cornelius Investigations
A&S		Interdisciplinary Studies	BA	Professional Recruiter	Aerotek
A&S		Interdisciplinary Studies	BA	Client Service Associate	Morgan Stanley
A&S		Literacy Specialist	MA	English Teacher	Red Bank Borough Schools
A&S		Mathematics	BA	Ecommerce Business Development Associate	AwarehouseFull
A&S		Mathematics	BA	2nd Grade Teacher	Middletown Schools
A&S		Mathematics	BS	Regulatory Reporting Analyst	E*Trade Financial
A&S		Mathematics	BA	Human Resources Consultant	Civil Service Commission
A&S	Education	Mathematics/Secondary Education	BA	Long-term Substitute	Marlboro Schools
A&S		Medical Imaging Sciences	BS	Ultrasound Clinical Account Specialist	Biosense Webster
A&S		Medical Imaging Sciences	BS	Molecular Technologist	P4 Clinical LLC
A&S		Natural Sciences	BS	Document Control Specialist	Church & Dwight
A&S		Natural Sciences	BS	Quality Control Lab Technician	Medtronic
A&S		Pastoral Theology	MA	Chief Financial Officer	Hamilton Township
A&S		Psychology	BA	Paraprofessional	Bancroft School
A&S		Psychology	BA	Assistant Buyer	Burlington Stores
A&S		Psychology	BA	Vision Therapist	Eyecare Professionals
A&S		Psychology	BA	Assistant Manager	Landa Spine
A&S		Psychology	BA	Special Education Teacher	Millstone Primary School
A&S		Psychology	BA	Treatment Associate	New Hope Integrated Behavioral
A&S		Psychology	BA	Case Manager	Preferred Behavioral Health

A&S		Psychology	BA	Assistant Director	Sandy Hook Child Care Center
A&S		Psychology	BS	Direct Support Professional	Easterseals
A&S		Psychology	BA	Receptionist	Clinicube,INC
A&S		Psychology	BA	Classroom Assistant	Douglass Developmental Disabilities Ctr
A&S		Psychology	BA	1:1 Paraprofessional	Harbor School
A&S		Psychology	BA	Mental Health Associate	Integrate Care Concepts
A&S		Psychology	BS	Professional Therapy Associates	Lisa
A&S		Psychology/Elementary Education	BA	Operations Supervisor	Six Flags Great Adventure
A&S		Social Work	BSW	Keyboarding Clerk	Cumberland County
A&S		Social Work	BSW	Administration Assistant	Elwyn
A&S		Social Work	BSW	Primary Therapist	Enlighted Solutions
A&S		Social Work	BSW	Family Service Specialist	NJ Dept of Child Protection & Permanency
A&S		Social Work	BSW	Social Worker	NJ Dept of Child Protection & Permanency
A&S		Social Work	BSW	Case Manager	Oaks Integrated Care
A&S		Social Work	BSW	Assessment Counselor	Preferred Behavioral Health
A&S		Social Work	BSW	Residential Aide	Rural Development Corp
A&S		Social Work	BSW	Assistant Store Manager	Under Armour
A&S		Social Work	BSW	Supervisor of Professional/Residential Services	Vineland Developmental Center
A&S		Spanish	BA	Substitute Teacher	Jackson Schools
A&S		Spanish	BA	Clerk Typist	Township of Lakewood
A&S		Theology	MA	Manager, Inventory Mgmt Process Excellence	Bristol-Myers Squibb
A&S		Theology	MA	Director	Exelon
A&S		Theology	MA	Associate Professor of Biology	Georgian Court University
A&S		Theology	MA	Senior Financial Advisor	Merrill Lynch
A&S		Theology	MA	Computer Operator	Middletown Township Police
Business		Accounting	BA	Inspection Analyst	BrookStone Management
Business		Accounting	BA	Fiscal Assistant	Div of Mental Health & Addiction Services
Business		Accounting	BS	Partner	Ark Container Rentals
Business		Accounting	BS	Finance Intern (Tax)	Commvault
Business		Accounting	BS	State Investigator Level 4	Gaming Enforcement
Business		Accounting	BS	Cosmetologist	Illusions Salon
Business		Accounting	BS	Staff Accountant	Orchard St. Settlements, LLC
Business		Accounting	BS	Staff II Auditor	PKF O'Connor Davies
Business		Accounting	BS	Staff Accountant	Roger Stein, CPA

Business		Accounting	BS	Staff Accountant	VMS Fund Administration
Business		Business Administration	BA	Product Specialist	Pinebelt Nissan
Business		Business Administration	BS	Community Support Staff	Allies, Inc.
Business		Business Administration	BS	Director	Alpha & Omega Childcare
Business		Business Administration	BS	Account Executive	FindaTruckerJob.com
Business		Business Administration	BS	Junior Accountant	McGraw Hill Federal Credit Union
Business		Business Administration	BS	Payroll Clerk	Northeast Remsco Construction
Business		Business Administration	BS	Human Resources Specialist	Target
Business		Business Administration	MBA	Customer Quality Assurance Associate	Focused Technology Solutions
Business		Business Administration	MBA	Marketing Director	Friedman Realty Group
Business		Business Administration	MBA	Director, Instructional Technology	Georgian Court University
Business		Business Administration	MBA	Staff Accountant	Georgian Court University
Business		Business Administration	MBA	Digital Marketing Coordinator	Miele
Business		Business Administration	MBA	Staff Accountant	New Jersey Resources
Business		Business Administration	MBA	Jr. Staff Accountant	NJ Resources
Business		Business Administration	MBA	Service Coordinator	Ocean County Health Department
Business		Business Administration	MBA	Director of Adult Clinical Services	Ocean Mental Health Services
Business		Business Administration	MBA	Store Supervisor	Republic Bank
Business		Business Administration	MBA	Application Analyst, Research & Genomics	RWJ Barnabas Health
Business		Business Administration	MBA	Staff Accountant	Smolin Lupin & Co.
Business		Business Administration	MBA	Administrative Specialist 3	State of New Jersey
Business		Business Administration	MBA	Veterans Service Representative	US Dept of Veteran Affairs
Business		Business Administration	MBA	Union Benefits Analyst	Wakefern Food Corp
Business		Business Administration	BA	Emergency Room Tech	CentraState Medical Center
Business		Business Administration	BS	Claims Associate	Chubb
Business		Business Administration	MBA	Executive Director	Caregiver Volunteers of Central Jersey
Business		Digital Communications	BA	Graphic Designer	Dialight Corporation
Business		Digital Communications	BA	Social Media Marketing Specialist	Augma Biomaterials, Ltd.
Business		Digital Communications	BA	Sales Representative	Sprint
Business		Digital Communications	BA	Graphic Artist	Monmouth County Park System
Business	A&S	Finance / Mathematics	BS	Contract Specialist	Lakehurst Naval Air Station
Business		Graphic Design & Multimedia	BFA	Graphic Designer	Avalon
Business		Graphic Design & Multimedia	BFA	Production Assistant	Craftsman Printing
Business		Graphic Design & Multimedia	BFA	Graphic Designer	Energy Control Service, Inc.

Business		Graphic Design & Multimedia	BFA	Graphic Designer/Layout Designer	Micromedia Publications, Inc.
Business		Marketing	BA	Supervisor	Amazing Savings
Business		Marketing	BA	Sales Support	One Football
Business		Marketing	BS	Disaster Case Manager & Marketing Associate	Compass 82
Business		Marketing	BS	Global Marketing Graduate	Fisher & Paykel Appliances
Education		Administration & Leadership	MA	Teacher	Brick Township School District
Education		Administration & Leadership	MA	Teacher	Brick Township School District
Education		Administration & Leadership	MA	Teacher	Brick Township School District
Education		Administration & Leadership	MA	HS Teacher	Collier Youth Services
Education		Administration & Leadership	MA	Assistant Principal	Community Charter School of Paterson
Education		Administration & Leadership	MA	Teacher	East Windsor Regional Schools
Education		Administration & Leadership	MA	Teacher	East Windsor Regional Schools
Education		Administration & Leadership	MA	Teacher	Eatontown Schools
Education		Administration & Leadership	MA	Instructional Coach	Elizabeth Board of Education
Education		Administration & Leadership	MA	Middle School Teacher	Elizabeth Board of Education
Education		Administration & Leadership	MA	Teacher	Hamilton Township Schools
Education		Administration & Leadership	MA	Special Education Teacher	Howell Township BOE
Education		Administration & Leadership	MA	Teacher	Lakewood Schools
Education		Administration & Leadership	MA	Teacher	Little Egg Harbor Schools
Education		Administration & Leadership	MA	Special Education Teacher	Marlboro Schools
Education		Administration & Leadership	MA	Structured Learning Coordinator / Chef	Monmouth County Vocational School District
Education		Administration & Leadership	MA	Special Education Teacher	Neptune Schools
Education		Administration & Leadership	MA	Teacher	Neptune Schools
Education		Administration & Leadership	MA	Teacher	Neptune Schools
Education		Administration & Leadership	MA	Supervisor of Curriculum & Instruction	Newark Educators Community Charter School
Education		Administration & Leadership	MA	Assistant Principal	Newark Public Schools
Education		Administration & Leadership	MA	Health & Physical Education Teacher	Northern Burlington County Reg Schools
Education		Administration & Leadership	MA	Supervisor of Ed Technology & Innovation	Ocean Township Schools
Education		Administration & Leadership	MA	AP Geography Teacher/Head Track Coach	Point Pleasant Borough Schools
Education		Administration & Leadership	MA	Educator	Rahway Schools
Education		Administration & Leadership	MA	English/Language Arts Teacher	Toms River Regional Schools
Education		Autism Studies	MA	Special Education Teacher	Jackson Schools
Education		Autism Studies	MA	Second and Third Grade Special Educator	Winslow Township Schools
Education		Education	BS	Long term sub	

Education		Education	MA	Special Education Teacher	Atlantic City Board of Education
Education		Education	MA	Special Education Teacher	Burlington City High School
Education		Education	MA	Teacher	East Brunswick High School
Education		Education	MA	Bartender	Eventide Grille
Education		Education	MA	Teacher	Howell Township BOE
Education		Education	MA	Teacher	Long Branch Schools
Education		Education	MA	Teacher	Marlboro Schools
Education		Education	MA	Teacher	Middletown Public Schools
Education		Education	MA	Biology Teacher	Orange Board of Education
Education		Education	MA	Transition Coordinator	Pemberton Township Schools
Education		Education	MA	Special Education Teacher	Point Pleasant Borough Schools
Education		Education	MA	Mathematics Teacher	Red Bank Borough Schools
Education		Education	MA	Special Education Teacher	South Brunswick Schools
Education		Education	MA	Teacher	Tuckerton Elementary School
Education		Education	MA	6th Grade ICR Science/Math Teacher	Washington Borough Schools
Education		Education	MA	Mathematics Teacher	Westfield High School
Education		Education	MA	Special Education Teacher	York Prep
Education		Education	MA	Teacher	Lakewood Schools
Education		Education	MA	Teacher	Middlesex Schools
Education		Education	MA	Teacher	New Brunswick Schools
Education		Education	MA	Elementary Teacher	Woodbridge Township Schools
Education		Education Administration	MA	Teacher	Freehold Township BOE
Education	A&S	Education / Autism Studies	MA	Special Education Teacher	The Quaker School At Horsham
Education	A&S	Education / Psychology	BA	Teacher, Pre-K 4	St. Bartholomew School
Education		Educational Administration	MA	Teacher	Wall Township Schools
Education		Elementary Ed/Students w/Disabilities	MA	Special Education Teacher	Neptune Schools
Education	A&S	Elementary Education (K-6)/ English	BA	Kindergarten Teacher	Kearny Board of Education
Education		Leadership and Administration	MA	Teacher	Plumsted BOE
Education		Reading/Literacy Specialization	MA	Teacher	East Windsor Regional Schools
Education		Reading/Literacy Specialization	MA	Special Education Teacher	Marlboro Schools
Education		Reading/Literacy Specialization	MA	Teacher K-5	MARSD
Education		Reading/Literacy Specialization	MA	4th grade teacher	Moorestown UES
Education		Reading/Literacy Specialization	MA	Literacy Coach	Neptune Schools
Education		Reading/Literacy Specialization	MA	Teacher	Red Bank Borough Schools

Education		Reading/Literacy Specialization	MA	3rd Grade Teacher	Roselle Board of Education
Education		School Counseling	MA	Teacher	Bass River Township Bd of Ed
Education		School Counseling	MA	Teacher	Freehold Regional High School District
Education		School Counseling	MA	Secretary	Lube Express
Education		School Counseling	MA	Customer Service Rep	TD Bank
Education		School Counseling	MS	Guidance Secretary	RFH HS
Education		Special Education	MA	Special Education Teacher	Hazlet Township Schools
Education		Special Education	MA	Special Education Science Teacher	Long Branch Schools
Education		Special education	MA	Special Education Teacher	Long Branch Schools
Education		Special Education	MA	Teacher	Northern Burlington County Reg Schools
Education		Special Education	MA	Teacher	Our Lady of Sorrows
Education		Special Education	MA	Special Education Teacher	Plainfield Public Schools
Education		Special Education	MA	Special Education Preschool Teacher	South End School
Education		Special Education	MA	Special Education Preschool Teacher	Verona Schools
Education		Teacher of Students w/Disabilities	MA	English Teacher	Hanover Park High School
Education		Teacher of Students w/Disabilities	MA	Teacher	Toms River Regional Schools
Nursing		Nursing	BSN	Registered Nurse	Ancora Psychiatric Hospital
Nursing		Nursing	BSN	Registered Nurse	Children's Hospital of Philadelphia
Nursing		Nursing	BSN	MDS Coordinator	Complete Care
Nursing		Nursing	BSN	Patient Observer	Hackensack Meridian Health
Nursing		Nursing	BSN	PCT	Hackensack Meridian Health
Nursing		Nursing	BSN	Registered Nurse	Hackensack Meridian Health
Nursing		Nursing	BSN	Registered Nurse	Hackensack Meridian Health
Nursing		Nursing	BSN	Registered Nurse	Hackensack Meridian Health
Nursing		Nursing	BSN	Registered Nurse	Hackensack Meridian Health
Nursing		Nursing	BSN	Registered Nurse	Jersey City Medical Center
Nursing		Nursing	BSN	Registered Nurse	RWJ Barnabas Health
Nursing		Nursing	BSN	Registered Nurse	Star Urgent Care / Orthodox Union
Nursing		Nursing	BSN	MDS Coordinator	West Hampton Care Center
Nursing		Nursing	BSN	RN Graduate / RN resident	Hackensack Meridian Health